


A VISION TO INSPIRE.


BURJ DOHA






A S Y M B O L O F Q A T A R ' S V I S I O N .

V I S I O N



BURJ DOHA WAS CONCEIVED AND
DESIGNED BY THE RENOWNED
FRENCH ARCHITECT JEAN NOUVEL,
IN RESPONSE TO THE VISION OF HIS
EXCELLENCY SHEIKH SAOUD BIN
MOHAMED BIN ALI AL-THANI.

THE TOWER WAS RECOGNISED
AT THE COUNCIL ON TALL BUILDINGS
AND URBAN 2012 AWARD, WINNING
BOTH BEST TALL BUILDING MIDDLE
EAST & AFRICA AND BEST TALL
BUILDING WORLDWIDE.



NOT LONG AFTER ITS COMPLETION IN 2012,
BURJ DOHA WAS ESTABLISHED AS A LANDMARK.
BOTH FOR BUSINESS AND NATIONAL PRIDE.
A SYMBOL OF QATAR'S VISION STANDING TALL
ON THE CAPITAL'S SKYLINE.



NOT ONLY BEAUTIFUL
BUT ALSO FUNCTIONAL.

BURJ DOHA IS JUST AS INSPIRING ON THE INSIDE. A GENTLY SLOPING PATH DRAWS VISITORS THROUGH BEAUTIFULLY LANDSCAPED GARDENS TO A SHADED ENTRANCE. THIS LEADS INTO A STRIKING DOUBLE-HEIGHT LOBBY, WHICH COMBINES OFFICE RECEPTION WITH SERVICE RETAIL AND AMENITIES.




TWELVE DESTINATION-CONTROLLED GLASS ELEVATORS PROVIDE ACCESS TO BURJ DOHA'S 41 OFFICE FLOORS.



EACH FLOOR BENEFITS FROM A SIDE CORE, MAXIMISING EFFICIENCY OF THE SPACE AND ENJOYMENT OF THE VIEWS. WITHIN THE OFFICE FLOORS, A STRIKING X-FRAME COLUMN SYSTEM CREATES ANOTHER SIGNATURE DESIGN FEATURE AND, ALONG WITH THE VARIATIONS IN THE MASHRABIYA SCREEN, ENSURES A UNIQUE EXPERIENCE ON EVERY FLOOR.


BURJ DOHA'S MASHRABIYA SCREEN IS NOT ONLY BEAUTIFUL BUT ALSO FUNCTIONAL.

ITS DENSITY DIFFERS AROUND THE TOWER'S ASPECTS, AS REQUIRED BY THE INTENSITY OF SUNLIGHT. OPACITY VARIES FROM 25% OVER THE NORTHERN SIDE TO 60% ON THE EAST AND WEST.



800sqm

- GRADE A VIEW:
- 360° panoramic views
- Fully glazed double skin facade
- Dual power supply
- Low energy services & envelope design
- One person per 10 sq m design criteria
- Four-pipe fan coil air conditioning system
- 2.75m floor to ceiling height
- 150mm raised floors
- 16 high-speed, high capacity passenger lifts
- 1.5m planning grid



1200sqm

- GRADE A VIEW:
- 360° panoramic views
- Fully glazed double skin facade
- Dual power supply
- Low energy services & envelope design
- One person per 10 sq m design criteria
- Four-pipe fan coil air conditioning system
- 2.75m floor to ceiling height
- 150mm raised floors
- 16 high-speed, high capacity passenger lifts
- 1.5m planning grid



CONNECTING BUSINESSES.


BURJ DOHA PROVIDES THE FOCAL POINT FOR DOHA'S CENTRAL BUSINESS DISTRICT, WEST BAY, WHICH HAS BECOME THE BUSINESS DESTINATION OF CHOICE FOR BOTH QATARI AND INTERNATIONAL COMPANIES.



AN INTERNATIONAL HUB FOR BUSINESS.

QATAR STANDS AS AN INTERNATIONAL HUB FOR BUSINESS, CONNECTING PEOPLE FROM ALL OVER THE GLOBE. DOHA IS CONVENIENTLY LOCATED AT THE CENTRE OF THE GCC REGION. FROM HERE, INTERNATIONAL ORGANISATIONS CAN EASILY DO BUSINESS AROUND THE GULF, THE MENA REGION AND BEYOND.





BURJ DOHA

Please feel free to contact us if you need any further information.

burjdoha.qa

Follow us

